



Customer: **Trex Admin**

---

Address: **160 EXETER DR, WINCHESTER, VIRGINIA 22603**



# General Project Information

<b>Total Square Feet</b>	120
<b>Length</b>	119"
<b>Width</b>	144"
<b>Height</b>	36"
<b>Number of Levels</b>	1
<b>Decking</b>	Select-Saddle <a href="https://www.trex.com/trex-owners/customer-support/downloads/#productinstall">https://www.trex.com/trex-owners/customer-support/downloads/#productinstall</a>
<b>Railing</b>	Transcend Aluminum Round Balusters - Vintage Lantern <a href="https://www.trex.com/trex-owners/customer-support/downloads/#productinstall">https://www.trex.com/trex-owners/customer-support/downloads/#productinstall</a>
<b>Railing Height</b>	36"
<b>Maximum Railing Span</b>	51.41"

## NOTES

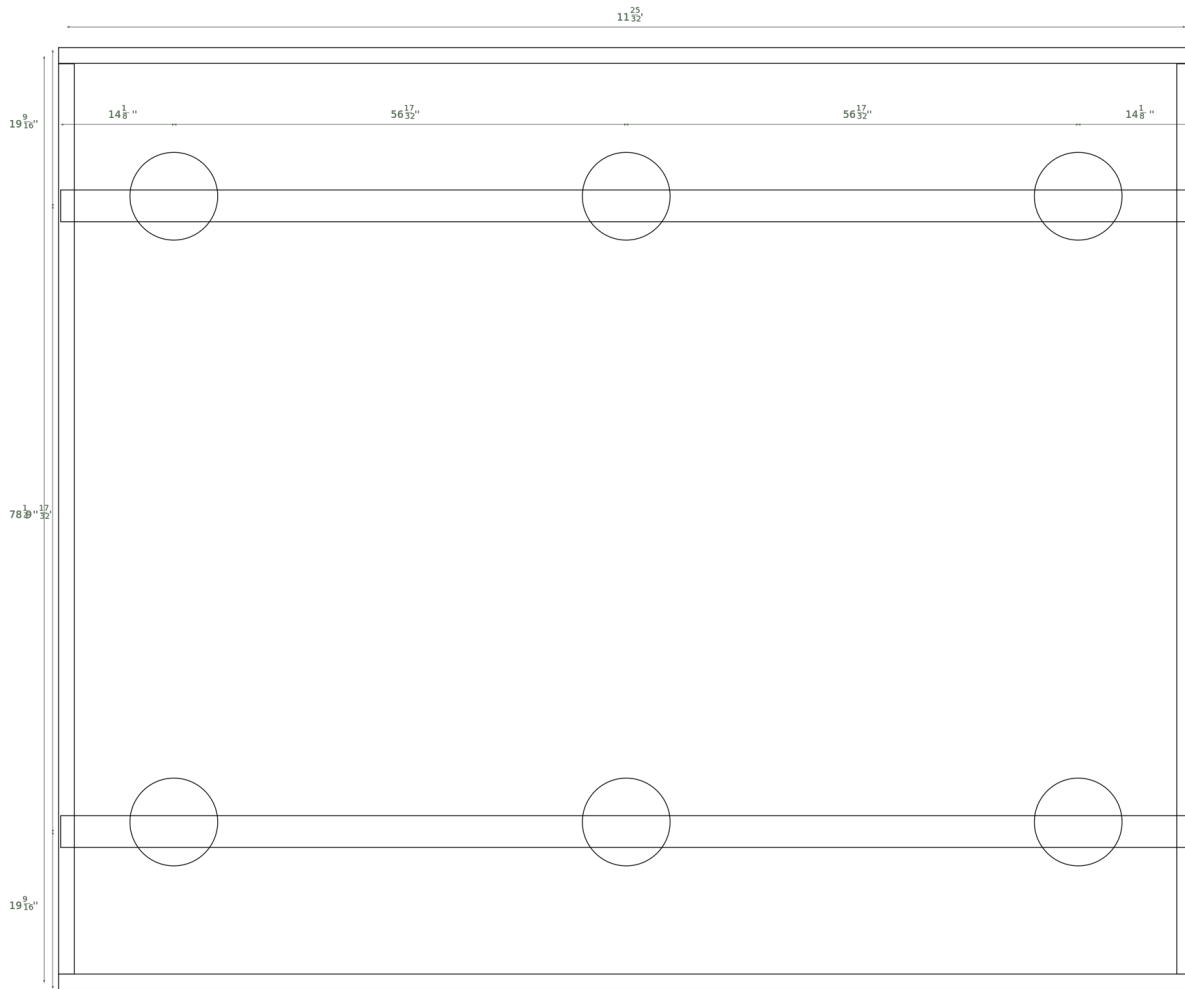
# Key Project Dimensions

(in Inches)

<b>Joist Span</b>	78.25"
<b>Joist Cantilever</b>	19.56"
<b>Span of the beam between posts</b>	56.55"
<b>Beam Cantilever</b>	14.14"
<b>Deck Post Width</b>	5.5"
<b>Deck Board Width</b>	5.5"
<b>Joist Spacing</b>	[3.44", .5", 8.88", 9.12", 16", 16", 16", 16", 16", 16", 9.12", 8.87", .5", 3.44"]
<b>Fascia Dimension</b>	[45.81", 45.94", 49.63", 68.87", 75.13", 43.37"]
<b>Railing Post Rim Joist Span</b>	[41.91", 41.91"]
<b>Railing Post End Joist Span</b>	[51.41", 51.41", 51.41", 51.41"]
<b>Railing Height</b>	36"
<b>Railing Post Frame</b>	39"

## NOTES

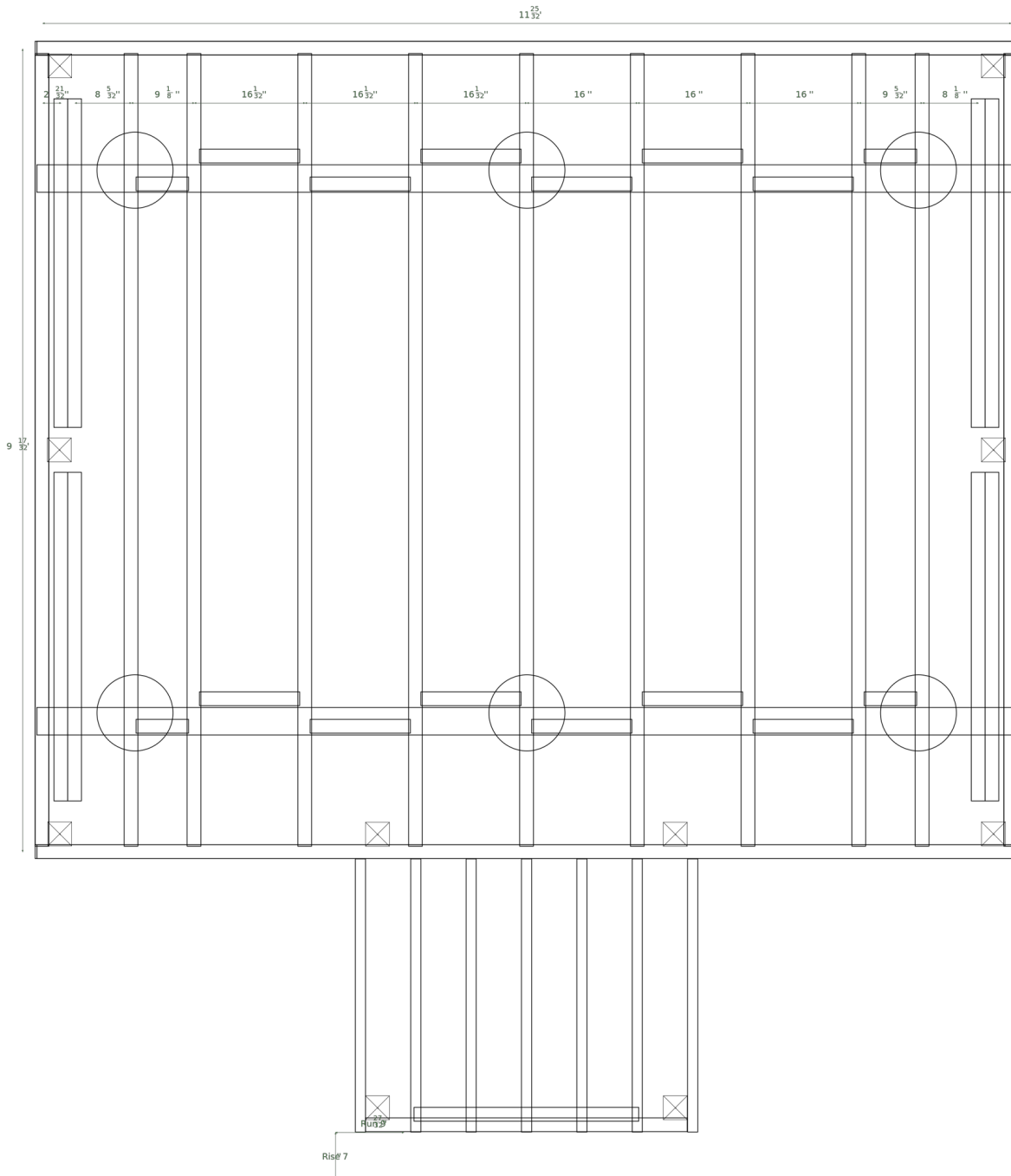
# Foundation Plan



[Download Fullsize Image](#)

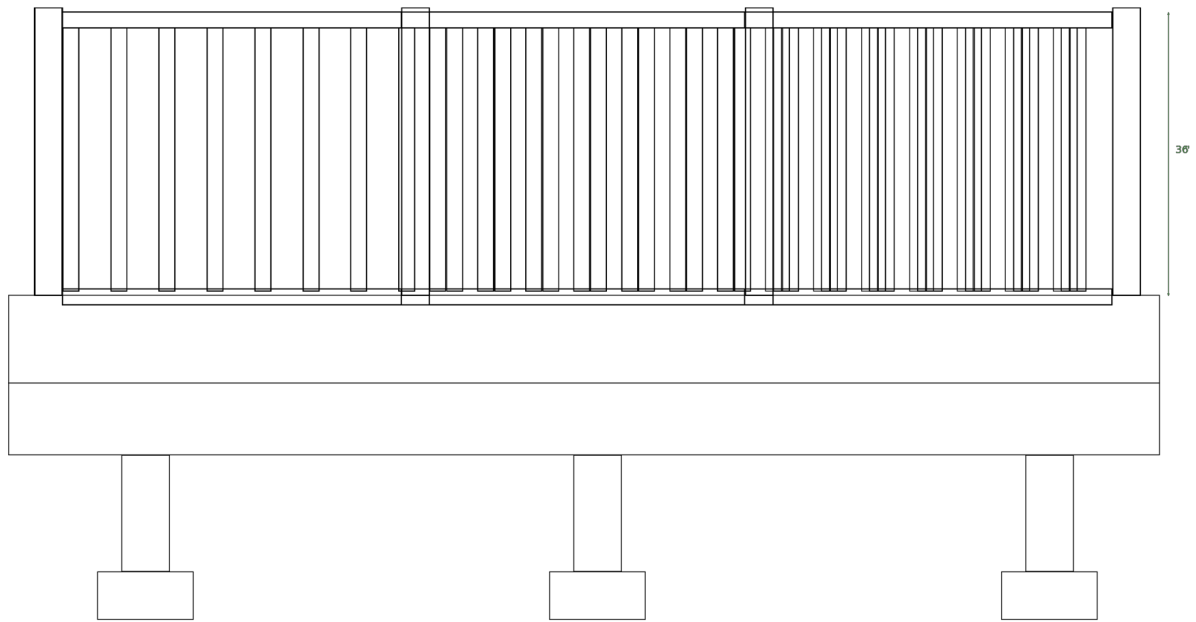
# Framing Plan

## Frame Structure



[Download Fullsize Image](#)

# Side View



[Download Fullsize Image](#)

# Legal Disclaimer

Trex Company, Inc. "Trex" Deck Designer Software Program (the "Program")

The design, shopping list, and blueprint created in the Program is not a complete building plan. It is the user's responsibility to verify the accuracy, completeness, suitability for your particular site conditions and compliance with local building codes and practices. Additional materials may be required based on your local building codes. Please consult your local building code authority to ensure the materials and your project plans comply with all such building codes and regulations.

Certain assumptions have been made in order to provide an accurate material quote for your deck project. Because local codes and HOA bylaw requirements may vary throughout the country (e.g., by municipality and state/province), it is imperative that you check with your architect, engineer, licensed contractor, and/or building inspector or code official for compliance with local requirements and building codes.

The following building practice assumptions have been made in planning the materials for your project:

## **Footer**

Dimensions, depth and attachment of footers will vary based on your local code authority's requirements for your area. We have not provided any of these details as part of the deck designer plan, shopping list or blueprint. You will need to calculate what is needed for your footers and have your local code authority review prior to beginning construction

## **Deck Stability**

All deck plans generated by this design software are free-standing. In other words, the attachment to any structure(including a home) detailed, included or demonstrated. This is due to the various factors associated in safely attaching a deck to a structure, which requires utilizing a ledger board. It is the sole responsibility of the installer to ensure that any ledger board connection is completed in accordance with all local and national code guidelines and building practices.

## **Total uniform load**

Decks have been designed for 50 psf uniform live load. Your requirements could be different, which may affect your beam spans and beam cantilevers as well as your joist spans and cantilevers.

### **Railing Height**

Railing heights are critical, please check with your local code authority in that requirements may vary. 36" and 42" are the options available in the deck design plans provided to you.

### **Railing Construction**

Ensure all manufacturer's guidelines are followed for proper installation of railing. Attachment of rails and posts are important to maintain structural integrity of the rail. Consult your local code authority prior to the installation of any railing product, to ensure they have reviewed and approved all plans.

### **Stairs**

Stringer spacing has been calculated in the deck designer plan, shopping list and blueprint as 12" on center for Transcend® deck boards and 9" on center for Select® and Enhance® deck boards. Be sure to follow the rules from your local code authority, including connection of the stringers to the deck frame, stringer spans, as well as stringer spacing.

### **Hardware**

Using the appropriate corrosion resistant hardware is critical to the structural integrity of the deck. Please consult your local code authority for appropriate hardware for your region. Be sure to check and verify the design with your architect, engineer or local code authority.

The Program is created to only give you a visual representation, irrespective of site variables and other parameters, of a standardized free-standing deck design.

Trex assumes no responsibility for any damages, including direct or consequential, personal injuries suffered, or property or economic losses incurred as a result of the information published on the Trex website, the Program or in the design, shopping list or blueprint. We cannot anticipate all of your working conditions or the characteristics of your materials and



tools. For your safety, you should consider your own skill level, capabilities and use caution, care and good judgement when following the designs. If you have doubts, concerns, or questions, consult local experts, architects, soil engineers or building authorities. Because local zoning and building codes and regulations vary greatly, you should ALWAYS CHECK YOUR LOCAL CODE AUTHORITY TO ENSURE THAT YOUR PROJECT COMPLIES WITH ALL APPLICABLE CODES AND REGULATIONS. Always read and observe instructions and safety precautions provided by any tool or equipment manufacturer, and follow all accepted safety procedures.

You are responsible for ensuring that all measurements are correct. Due to the size, shape, location or other considerations, your design may require supporting structures, such as knee braces and bridging between joists and posts that are not included on design, shopping list, blueprint, and other information provided. YOU ARE RESPONSIBLE FOR ENSURING THAT YOUR DESIGN IS SAFE AND STRUCTURALLY SOUND FOR ITS SIZE, LOCATION, AND ANTICIPATED USE. You are also responsible for verifying that the design and any substitutions or modifications you make meet all local building codes and regulations.

Trex assumes no liability or responsibility for your design, construction, or use of any product. By accepting this Agreement, you agree to defend, indemnify and hold harmless Trex, its officers, employees, agents, subsidiaries and affiliates from any direct, indirect, incidental, special, consequential or exemplary damages arising out of, relating to, or resulting from your breach of this Agreement, use of the Program or any act or omission by you.

You may not: (1) modify, translate, reverse engineer, decompile, disassemble, or create any derivative works based on the Program, or any part thereof, or determine or attempt to determine any source code, algorithms, methods or techniques embodied in the Program or any part thereof; (2) market, rent or lease the Program for a fee or charge; (3) represent that the Program, or any part thereof, is owned by any party other than Trex Company; (4) remove or alter any proprietary notices, labels, marks or identifying information any kind on the Program; (5) incorporate the Program or any part thereof into any other application or product; or (6) use the Program for any purpose other than in accordance with the terms and conditions of this Agreement.

Trex retains all right, title and interest in and to the Program including, without limitation, all patent rights, copyrights, trademarks and trade secrets, in and to the Program, any part or copy thereof, and any derivative work, regardless of the form or media in or on which the original or other copies may subsequently exist. You agree to take any action reasonably requested by Trex to evidence, maintain, enforce or defend any of the foregoing rights. You shall not take any action to jeopardize, limit or interfere in any manner with Trex's ownership of and rights with respect to the Program, or any derivative work. Unauthorized copying or use of the Program or any part thereof or failure to comply with the above restrictions will result in automatic termination of this license and will make available to Trex other legal remedies.

YOU ASSUME TOTAL RESPONSIBILITY AND RISK FOR YOUR USE OF THE TREX DECK DESIGNER APP, TREX WEBSITE AND SUPPLIED DECK DESIGN. TREX PROVIDES THIS APPLICATION, ALL INFORMATION, PRODUCTS, AND SERVICES "AS IS" AND DOES NOT MAKE EXPRESS OR IMPLIED WARRANTIES, REPRESENTATIONS, OR ENDORSEMENTS OF ANY KIND WHATSOEVER (INCLUDING WITHOUT LIMITATION, THE IMPLIED WARRANTIES OF MERCHANTABILITY OR FITNESS FOR A PARTICULAR PURPOSE.)

**Contact Trex ®**

For further information, please contact Trex Customer Support at 1-800-BUY-TREX (1-800-289-8739)